

HERO
FUTURE
ENERGIES

February 7, 2019

BSE Limited
P. J. Towers,
Dalal Street, Fort,
Mumbai - 400 001

Sub: Submission pursuant to Regulation 82(3) of SEBI (Listing Obligations and Disclosure Requirements) Regulations, 2015 for the month of January 2019

Ref: Scrip Code: 951286; Scrip ID: 1175BGEL20; ISIN:INE030N07027 (Series - 1B)
Scrip Code: 951287; Scrip ID: 1175BGEL24; ISIN:INE030N07035 (Series - 1C)

Dear Sir,


Please find enclosed herewith information pursuant to Regulation 82(3) of the SEBI (Listing Obligations and Disclosure Requirements) Regulations, 2015 for the month of January 2019.

This is for your information and records.

Thanking you,

Yours faithfully,
For **Bhilwara Green Energy Limited**


Vipul Sharma
Company Secretary



Encl.: As above

BHILWARA GREEN ENERGY LIMITED

(CIN NO. – U74899DL1995PLC066321)

Registered Office: PLOT NO. 201, THIRD FLOOR, OKHLA INDUSTRIAL ESTATE, PH-III, NEW DELHI – 20, INDIA

Corporate Office: 202, THIRD FLOOR, OKHLA INDUSTRIAL ESTATE, PH-III, NEW DELHI – 20, INDIA

Landline No. : +91 11 49598000; Fax No. : +91 11 49598022

Email:- secretarial@herofutureenergies.com; Website:- www.herofutureenergies.com

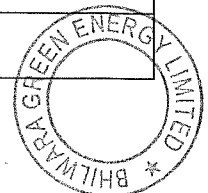
BHILWARA GREEN ENERGY LIMITED

Re: Scrip Code: 951286; Scrip ID: 1175BGEL20; ISIN : INE030N07027 (Series - 1B)
Scrip Code: 951287; Scrip ID: 1175BGEL24; ISIN : INE030N07035 (Series - 1C)

Disclosures for the month of January 2019

A. Snapshot			
A1. Pool snapshot			
Originator	Bhilwara Green Energy Limited	Total billing during the month	Rs. 1.13 Crore
SPDE	Bhilwara Green Energy Limited	Total collections during the month	Rs. 1.13 Crore
Asset class(es)	All Moveable and Immoveable Property of the Company	Cumulative collections efficiency ratio	100%
Deal structure (Par/Premium)	Par	Excess Spread percentage	-
Original Pool size	Rs 177.4436 Crore	Change in reserve account balance	-
Current Pool size	Rs 113.56 Crore (approx)	Number of loans prepaid or foreclosed during the month	NIL
Original Weighted Average Life	114 months (April, 2024)	Amount of loans prepaid or foreclosed during the month	NIL
Current weighted average life	63 months (April, 2024)	Original weighted average LTV	100%
Door-to-door maturity	114 months	Current weighted average LTV	100%
Initial weighted average seasoning	-	Total number of overdue loans	NIL

A2. Tranche snapshot		
Particulars	A2 Tranche	A3 tranche
Tranche Class Name	IL & FS Infrastructure Debt Fund Series 1B	IL & FS Infrastructure Debt Fund Series 1C
ISIN	INE030N07027	INE030N07035
Stock exchange	BSE Ltd.	BSE Ltd.
Legal Maturity of tranche	DECEMBER, 2020	APRIL, 2024
Rating agency	ICRA	ICRA
Original Rating	[ICRA] BBB+	ICRA BBB+
Current Rating	ICRA BBB	ICRA BBB
Record Date	14 th January, 2019	14 th January, 2019
Payment Date (Interest)	31 st January, 2019	31 st January, 2019
Coupon rate	11.75%	11.75%
Principal excess/shortfalls	NIL	NIL
Interest excess/shortfalls	NIL	NIL

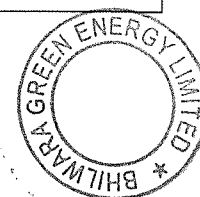


B. Pool level details

Note:- The asset classes are defined as Asset class-1, Asset Class-2 etc. for illustration purposes. The asset class (E.g. Home loans/two-wheeler loans,etc.) shall be named as such in the respective columns


B1. Loan details						
Particulars	Asset Class-1		Asset Class-2		Total	
	Number of loans	Value of loans	Number of loans	Value of loans	Number of loans	Value of loans
Original Number /value of Loans	3	Rs 177.4436 Crore	NIL	NIL	3	Rs 177.436 Crore
Loans- opening balance		Rs 113.56 Crore	NIL	NIL		Rs 113.56 Crore
<i>Loans Naturally terminated</i>		NIL	NIL	NIL		NIL
<i>Loans Prepaid</i>		NIL	NIL	NIL		NIL
<i>Loans Foreclosed</i>		NIL	NIL	NIL		NIL
Loans- Closing balance		Rs 113.56 Crore	NIL	NIL		Rs 113.56 Crore

B2. Yield, maturity & LTV details			
Particulars	Asset Class-1	Asset Class-2	Total
Original Weighted Average Yield or Coupon	11.75%	NIL	11.75%
Current Weighted Average Yield or Coupon	11.75%	NIL	11.75%
Original Weighted Average Maturity	9 YEARS, 6 MONTHS	NIL	9 YEARS, 6 MONTHS
Current Weighted Average Maturity	5 YEARS, 3 MONTHS	NIL	5 YEARS, 3 MONTHS
Original Loan to Value (LTV) Ratio	100%	NIL	100%
Current Loan to Value (LTV) Ratio	100%	NIL	100%
Door-to-door maturity	9 Years, 6 months	NIL	9 Years, 6 months




B3. Credit enhancement details	
Excess Spread Percentage	NIL
Excess Spread Amount	NIL
Over collateral, if any	
Nature of credit enhancement facilities – whether guarantee/ deposit/ overdraft/others. If others, please specify	N.A.
- Liquidity facility*	N.A.
- First Loss Facility	N.A.
- Second Loss facility	N.A.
Liquidity facility	N.A.
- Opening Balance / Guarantee available at beginning of the month	N.A.
- Closing Balance / Guarantee available at end of the month	N.A.
First Loss facility	N.A.
- Opening Balance / Guarantee available at beginning of the month	N.A.
- Closing Balance / Guarantee available at end of the month	N.A.
Second Loss facility	N.A.
- Opening Balance / Guarantee available at beginning of the month	N.A.
- Closing Balance / Guarantee available at end of the month	N.A.
<i>Change in reserve account balance</i>	N.A.

*The Company has DSRA FDR of Rs 1.02 Crore lien in favour of Security Trustee for the Benefit of NCD holder and IFC.



B4. Waterfall mechanism	
Receipts	
<i>Collections pertaining to current billing</i>	NIL
<i>Collections pertaining to previous overdues</i>	NIL
<i>Prepayment collection</i>	NIL
<i>Collection of prepayment premium</i>	NIL
<i>Other collections net of deductions</i>	NIL
<i>Liquidity facility - Utilization for current payout</i>	NIL
<i>First Loss facility - Utilization for current payout</i>	NIL
<i>Second Loss facility- Utilization for current payout</i>	NIL
Total Receipts	
Payments	
<i>Statutory / regulatory dues</i>	Rs 0.0384 Crore
<i>Costs/ charges incurred by Trustee</i>	-
<i>Costs/ charges incurred by Designated Bank</i>	-
<i>Liquidity Facility Fee / Interest</i>	NIL
<i>Collection and Processing Agent</i>	-
<i>Miscellaneous</i>	Rs.0.1128 Crore
Payment to Senior Contributors	
<i>A2 Tranche (Interest)</i>	Rs. 0.3365 Crore
<i>A3 Tranche (Interest)</i>	Rs. 0.7969 Crore
Payment to Subordinate Contributors (Interest on Sub NCD)	
<i>A1 Tranche</i>	-
<i>A2 Tranche</i>	-
<i>Payment of excess to Residual Contributors / Subordinate Payouts</i>	-
<i>Payments to Liquidity Facility</i>	-
<i>Payments to Second Loss Facility</i>	-
<i>Payments to First Loss facility</i>	-
Total Payments	Rs. 1.2845 Crore



B5. Future Cash Flows Till Maturity

Series 1B

Repayment %*	FY	Date of Payment	Repayment Amount (In Rs)	Repayment Amount (In Rs million)	
9	FY 2020	30-Jun-19	39,924,829.00	39.925	
		31-Oct-19	79,849,658.00	79.850	
		31-Dec-19	39,924,829.00	39.925	159.699
10	FY 2021	30-Jun-20	44,360,921.00	44.361	
		31-Oct-20	88,721,842.00	88.722	
		31-Dec-20	44,360,921.00	44.361	177.444
		Total(A)	337,143,000.00	337.143	337.143

Series 1C

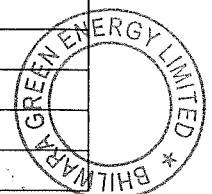
Repayment %*	FY	Date of Payment	Repayment Amount (In Rs)	Repayment Amount (In Rs million)	
11	FY 2022	30-Jun-21	48,796,978.00	48.797	
		31-Oct-21	97,593,956.00	97.594	
		31-Dec-21	48,796,978.00	48.797	195.188
12	FY 2023	30-Jun-22	53,233,067.00	53.233	
		31-Oct-22	106,466,133.00	106.466	
		31-Dec-22	53,233,067.00	53.233	212.932
12	FY 2024	30-Jun-23	53,233,067.00	53.233	
		31-Oct-23	106,466,133.00	106.466	
		31-Dec-23	53,233,067.00	53.233	212.932
10	FY2025	25-Apr-24	177,443,554.00	177.444	177.444
		Total (B)	798,496,000.00	798.496	798.496

Total(A+B)	1,135,639,000.00	1,135.639	1,135.639
-------------------	-------------------------	------------------	------------------

Note: *Repayment % given above are percentage of Total NCD amount, i.e., Rs. 177.44 crore.

B6. Collection efficiency report

	Asset Class-1	Asset Class-2	Total
Cumulative billing			
Cumulative collections	Rs 177.4436 Crores (Outstanding Rs 113.56 Crore)	NIL	Rs 177.4436 Crore (Outstanding Rs 113.56 Crore)
Current billing	NIL	NIL	NIL
Billing pertaining to > 90 DPD contracts	NIL	NIL	NIL
Billing pertaining to repossessed contracts	NIL	NIL	NIL
Billing pertaining to < 90 DPD	NIL	NIL	NIL
Current collections [excluding prepayments and other collections]	NIL	NIL	NIL
Collections pertaining to > 90 DPD contracts	NIL	NIL	NIL
Collections pertaining to repossessed contracts	NIL	NIL	NIL
Collection pertaining to < 90 DPD	NIL	NIL	NIL
Prepayment collection	NIL	NIL	NIL
Collection of prepayment premium	NIL	NIL	NIL
Other collections net of deductions	NIL	NIL	NIL
Closing overdues	NIL	NIL	NIL
Closing pertaining to repossessed contracts	NIL	NIL	NIL




Overdues pertaining to other contracts	NIL	NIL	NIL
Profit / Loss on Repossession Contracts	NIL	NIL	NIL
Cumulative collection efficiency ratio (CCER)	NIL	NIL	NIL

B7. Details of overdue loans				
Assets Class-1				
	Total	Overdue upto	Overdue 91	Overdue>
Particulars	overdue	90 days	to 180 days	180 days
Number of loans	NIL	NIL	NIL	NIL
Principal overdue	NIL	NIL	NIL	NIL
Interest overdue	NIL	NIL	NIL	NIL
Future principal due of overdue loans	NIL	NIL	NIL	NIL
Future interest due of overdue loans	NIL	NIL	NIL	NIL

B7. Details of overdue loans				
Assets Class-2				
	Total	Overdue upto	Overdue 91	Overdue>
Particulars	overdue	90 days	to 180 days	180 days
Number of loans	NIL	NIL	NIL	NIL
Principal overdue	NIL	NIL	NIL	NIL
Interest overdue	NIL	NIL	NIL	NIL
Future principal due of overdue loans	NIL	NIL	NIL	NIL
Future interest due of overdue loans	NIL	NIL	NIL	NIL

B7. Details of overdue loans				
Total				
	Total	Overdue upto	Overdue 91	Overdue>
Particulars	overdue	90 days	to 180 days	180 days
Number of loans	NIL	NIL	NIL	NIL
Principal overdue	NIL	NIL	NIL	NIL
Interest overdue	NIL	NIL	NIL	NIL
Future principal due of overdue	NIL	NIL	NIL	NIL
Future interest due of overdue	NIL	NIL	NIL	NIL



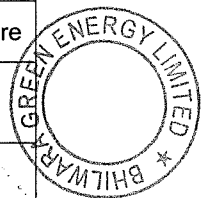
,

C. Tranche level details (Provide details for every tranche under the pool)
Note:- The tranches are defined as A1 Tranche, A2 tranche, etc. for illustration purposes. The tranches are required to be named as in the offer document

C1. General details		
Particulars	A2 Tranche	A3 Tranche
Number of PTCs	N.A	N.A
Original collateral	Rs. 33.71 Crore	Rs. 79.85 Crore
Current collateral	Rs. 33.71 Crore	Rs. 79.85 Crore

C2. Principal payments		
Particulars	A2 Tranche	A3 tranche
Original Principal Outstanding	Rs. 33.71 Crore	Rs. 79.85 Crore
Opening Principal outstanding	Rs. 33.71 Crore	Rs. 79.85 Crore
<i>Principal payments made</i>	NIL	NIL
<i>Principal payments received</i>	NIL	NIL
<i>Principal excess/Shortfall</i>	NIL	NIL
<i>Closing outstandingPrincipal</i>	Rs. 33.71 Crore	Rs. 79.85 Crore
<i>Cumulative PrincipalShortfalls</i>	NIL	NIL
Previous principal payment	-	-
Current principal payment	-	-

C3. Interest payments		
Particulars	A2 Tranche	A3 tranche
Original Interest Outstanding	NIL	NIL
Opening interest outstanding	NIL	NIL
<i>Interest payments due(Senior NCDs)</i>	Rs. 0.3365 Crore	Rs. 0.7969 Crore
<i>Interest payments received(Senior NCDs)</i>	Rs. 0.3365 Crore	Rs. 0.7969 Crore
<i>closing interest Outstanding</i>	NIL	NIL
Previous factor (interest)	NIL	NIL
<i>Current factor (interest)</i>	NIL	NIL
<i>Current Coupon rate</i>	11.75%	11.75%
<i>Coupon amount (Senior NCDs)</i>	Rs. 0.3365 Crore	Rs. 0.7969 Crore
<i>Current Interest Shortfall</i>	NIL	NIL
<i>Cumulative Interest Shortfall</i>	NIL	NIL



C4. Credit rating			
Original Rating	[ICRA] BBB+		
Rating change (Upgraded/Downgraded/No change)	Review		
- 1st change	[ICRA] BBB+		
- 2nd change	[ICRA] BBB		
- 3rd change			
Current Rating	[ICRA] BBB		

C5. Future Cash Flows Till Maturity


Series 1B

Repayment %	FY	Date of Payment	Repayment Amount (In Rs)	Repayment Amount (In Rs million)	
9	FY 2020	30-Jun-19	39,924,829.00	39.925	
		31-Oct-19	79,849,658.00	79.850	
		31-Dec-19	39,924,829.00	39.925	159.699
10	FY 2021	30-Jun-20	44,360,921.00	44.361	
		31-Oct-20	88,721,842.00	88.722	
		31-Dec-20	44,360,921.00	44.361	177.444
		Total(A)	337,143,000.00	337.143	337.143

Series 1C

Repayment %	FY	Date of Payment	Repayment Amount (In Rs)	Repayment Amount (In Rs million)	
11	FY 2022	30-Jun-21	48,796,978.00	48.797	
		31-Oct-21	97,593,956.00	97.594	
		31-Dec-21	48,796,978.00	48.797	195.188
12	FY 2023	30-Jun-22	53,233,067.00	53.233	
		31-Oct-22	106,466,133.00	106.466	
		31-Dec-22	53,233,067.00	53.233	212.932
12	FY 2024	30-Jun-23	53,233,067.00	53.233	
		31-Oct-23	106,466,133.00	106.466	
		31-Dec-23	53,233,067.00	53.233	212.932
10	FY2025	25-Apr-24	177,443,554.00	177.444	177.444
		Total (B)	798,496,000.00	798.496	798.496


Total(A+B) 1,135,639,000.00 1,135.639 1,135.639



D. Loan level data

D1. Loan level data																
Sr. No.	Asset Class	Original Principal balance	Current Principal balance	Interest rate- Fixed or Floating*	Current Interest Rate (in p.a.)	Original maturity of loan (in months)	Holding period by original or prior to securitization (in months)	Remaining maturity as on date (in months)	Principal payments due till date	Principal payment due for the month	Interest payments due till date	Interest payments made till date	Interest payment due for the month	Overdue status 1. Not overdue 2. <90 days 3. 90-180 days 4. >180 days	If overdue, principal over till date	If overdue, interest over till date
1	All moveable and immovable property of the Company	Rs 177.4436 Crore	Rs 113.56 Crore	Fixed	11.75%	9 Years, 6 Months	-	63 Months	Rs. 63.87 Crore (approx)	Nil	Rs 72.19 Crore	Rs 72.19 Crore	Rs. 1.13 Crore	NIL	NIL	NIL

*In case interest rate if fixed but maturity changes according to interest rate-mention as 'floating maturity'



***Note: We are not sure that whether this clause is applicable on our NCDs' or not. But we are filing.**